











	Model	LVP3250EDBD	
	Code Production	917737	
	Interface:		
			
	Overall Dimension (Width-Depth-Height) *open	mm	575x605(1005*)x820
	Packaging Dimension (WxDxH)	mm	690x670x980
	Gross weight	Kg	62
	Net weight	Kg	56
	Volume	mc	0,45
	Rack size	mm	500x500
	Max door /hood opening	mm	365
	Max glasses/plate Height	mm	325
	General construction		single skin
	Door/hood Construction		double skin
	Tank construction		welded
	Tank volume	liter	20
	Tank heating element	W	2100
	Tank surface strainers		yes- composite
	Wash pump type		double flow
	Wash pump power	W	470
	Wash temperature	°C	60
	Boiler type		pressurized
	Boiler volume	liter	6
	Back-flow system		valve
	Boiler heating element	W	3000
	Rinse booster pump		no
	Rinse booster pump power	W	-
	Rinse temperature	°C	80
	Rinse water consumption	Liter /rack	2,2
	Optimal external water pressure	bar	2 - 4
	Drain system		partial drain
	Drain pump		standard built in
	Rinse aid dispenser		YES
	Detergent dispenser		YES
	Wash cycle	sec	60 - 120 - 150 - continuous
	Electric Power	W	3500
	Electric Connection	V - ph - Hz	230V 1N 50Hz
	Fuse	A	16
	Water softner		NO
	Plates racks	N°1	780131
	Flat Rack	N°1	780132
	Cutterly Rack	N°1	780139
	Electric cable		YES
	Drain hose		YES
	Fill hose		YES

